





Soldering Iron to Brand Logo Mats

Step 1	Step 2	Step 3	Step 4	Step 5	Step 6
Make sure work area is well ventilated before beginning	Use protective face mask to reduce smoke inhalation	CAUTION!!! METAL PART OF SOLDERING IRON IS VERY HOT	Place mat on table	Plug soldering iron in and wait for it to heat up	Gently inscribe tube number. Inspect once complete
Time: 20 Seconds	Time: 5 Seconds	Time: N/A	Time: 5 Seconds	Time: 90 Seconds	Time: 120 Seconds



Materials Needed

Item Name	Qty Needed	Cost	Link
Face mask from Uline 	1 box	\$27.00	https://www.uline.com/Product/Detail/S-19766/Dust-Masks-and-Respirators/3M-8210Plus-Industrial-Respirator
Soldering Iron 	1 Unit	\$5.77	https://www.walmart.com/ip/Fast-Heating-3M-Soldering-Iron-with-Safety-Stand/36141657?wmlspartner=wlp&adid=2222222227026008672&w0=&w1=g&w2=c&w3=42970787312&w4=aud-310687322322:pla-81463572152&w5=9010767&w6=&w7=&w8=&w9=pla&w10=8175035&w11=online&w12=36141657&w13=&veh=sem
Extension chord 	1 Unit	\$9.97	https://www.walmart.com/ip/WorkChoice-50-SJTW-16-3-Green-Outdoor-Extension-Cord/44739952
8ft Plastic table 	1 Unit	\$60.00	https://www.walmart.com/ip/Cosco-8-ft-Centerfold-Table-White/46368150